

**VENTO**  
ATAF

# VENTO

## SERIES

Designed for Coastal Living

Inspired by the effortless charm and natural beauty of coastal living, the Vento Series Residential Patio Umbrella embodies the spirit of life by the sea. Designed to balance style and resilience, this umbrella provides the ideal shade solution whether you're soaking up the sun or taking refuge from the coastal breeze. Crafted for environments where sea air and ocean winds are constant, the Vento Series offers both elegance and lasting durability.

Perfect for beachside patios or any setting that echoes coastal living, the Vento Series ensures ample shade and reliable protection throughout the day. Its sleek, modern design paired with robust construction brings together form and function, making it the perfect choice for outdoor spaces that demand beauty and dependability.

Capture the essence of the coast with the Vento Series—crafted for those who live life to the rhythm of the sea breeze.



**Aluminum Center Post**



**Crank Lift**



**Auto Tilt**



**Fiberglass Ribs**

**CALIFORNIA  
UMBRELLA**



# VENTO

ATAF

## FEATURES



### Durable Aluminum Center Pole

Crafted from high-quality, lightweight aluminum, the casa Series ensures long-lasting durability and performance.



### Easy Crank Lift

Effortlessly open and close your umbrella with our user-friendly crank lift system, designed for smooth operation and convenience.



### Seamless Auto Tilt

Effortlessly adjust your canopy with the auto tilt, ensuring perfect shade and sun protection throughout the day.



### Flexible Fiberglass Ribs

Fiberglass ribs provide enhanced wind resistance and structural integrity, maintaining the umbrella's shape and stability even in strong winds.


## FRAME FINISHES



Bronze



Matted White



Stone Black



Driftwood

## FABRIC OPTIONS



## CANOPY CUSTOMIZATION

### Cut Style



SWV



Edge



DWV



Alternating



Twist

### Valance



No Valance



Standard

Size options may limit certain features. Online listings might not reflect all supported options; for special requests, email [sales@marchproducts.com](mailto:sales@marchproducts.com)

## CONFIGURATION

### MODEL NAME

ATAF908117-5404

### FRAME FINISH


Bronze

### CANOPY STYLE

Single Wind Vent

### PRIMARY FABRIC

Sunbrella 5404 Natural

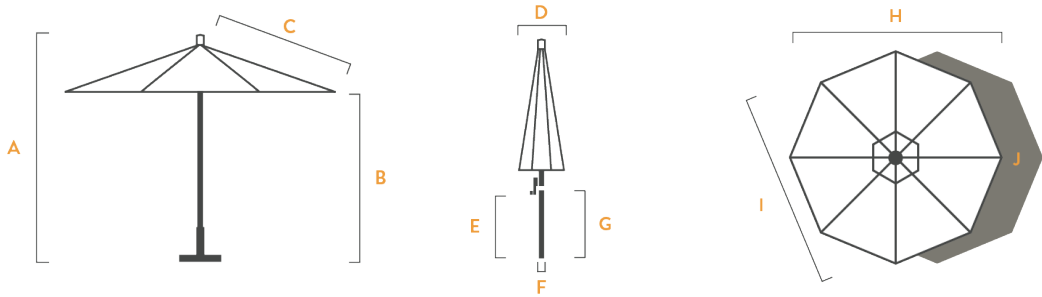




### MAKE YOUR OWN



SCAN ME

# SPECIFICATIONS



SHAPES		
MODEL NAME	ATAF908	ATAF758
SIZES	9FT x 8 RIBS	7.5FT x 8 RIBS
A <sub>(in/cm)</sub>	OVERALL HEIGHT	100 13⁄16 / 25686 5⁄16 / 219
B <sub>(in/cm)</sub>	CANOPY CLEARANCE	84 3⁄4 / 21576 / 193
C <sub>(in/cm)</sub>	RIB LENGTH	55 1⁄8 / 14045 11⁄16 / 116
D <sub>(in/cm)</sub>	PARASOL WIDTH	7 1⁄16 / 186 11⁄16 / 17
E <sub>(in/cm)</sub>	TABLE CLEARANCE	40 5⁄16 / 10236 5⁄16 / 92
F <sub>(in/cm)</sub>	POLE DIAMETER	1 1⁄2 / 3.81 1⁄2 / 3.8
G <sub>(in/cm)</sub>	BOTTOM POLE	40 / 10236 / 91
H <sub>(in/cm)</sub>	CANOPY TIP TO TIP	103 1⁄8 / 26286 1⁄4 / 219
I <sub>(in/cm)</sub>	CANOPY FLAT TO FLAT	95 5⁄16 / 24279 11⁄16 / 202
J <sub>(ft²/m²)</sub>	SHADE COVERAGE	52.22 / 4.8536.53 / 3.39

Dimension Tolerances ± 2" / 5cm. Dimensions shown are rounded to the nearest inch/cm and correspond to indicated lift system. Options are subject to change without notice.

# PRICING

(\$)	OLEFIN	330	300
(\$)	PACIFICA	370	340
(\$)	SUNBRELLA 1A	540	460
(\$)	SUNBRELLA 2A	570	490
(\$)	SUNBRELLA AWNING	N/A	N/A