

VENTO
ATAF

VENTO

SERIES

Designed for Coastal Living

Inspired by the effortless charm and natural beauty of coastal living, the Vento Series Residential Patio Umbrella embodies the spirit of life by the sea. Designed to balance style and resilience, this umbrella provides the ideal shade solution whether you're soaking up the sun or taking refuge from the coastal breeze. Crafted for environments where sea air and ocean winds are constant, the Vento Series offers both elegance and lasting durability.

Perfect for beachside patios or any setting that echoes coastal living, the Vento Series ensures ample shade and reliable protection throughout the day. Its sleek, modern design paired with robust construction brings together form and function, making it the perfect choice for outdoor spaces that demand beauty and dependability.

Capture the essence of the coast with the Vento Series—crafted for those who live life to the rhythm of the sea breeze.



Aluminum Center Post



Crank Lift



Auto Tilt



Fiberglass Ribs

**CALIFORNIA
UMBRELLA**

VENTO

ATAF



FEATURES



Durable Aluminum Center Pole

Crafted from high-quality, lightweight aluminum, the Vento Series ensures long-lasting durability and performance.



Easy Crank Lift

Effortlessly open and close your umbrella with our user-friendly crank lift system, designed for smooth operation and convenience.



Patented Auto Tilt

Effortlessly adjust your canopy with the special, patented auto tilt, ensuring perfect shade and sun protection throughout the day.



Flexible Fiberglass Ribs

Fiberglass ribs provide enhanced wind resistance and structural integrity, maintaining the umbrella's shape and stability even in strong winds.

FRAME FINISHES



Bronze



Matted White



Stone Black

FABRIC OPTIONS



CANOPY CUSTOMIZATION

Cut Style



SWV



Edge



DWV



Alternating



Twist

Valance



No Valance



Standard

Size options may limit certain features. Online listings might not reflect all supported options; for special requests, email sales@marchproducts.com

CONFIGURATION

MODEL NAME

ATAF908117-5404

FRAME FINISH


Bronze

CANOPY STYLE

Single Wind Vent

PRIMARY FABRIC

Sunbrella 5404 Natural

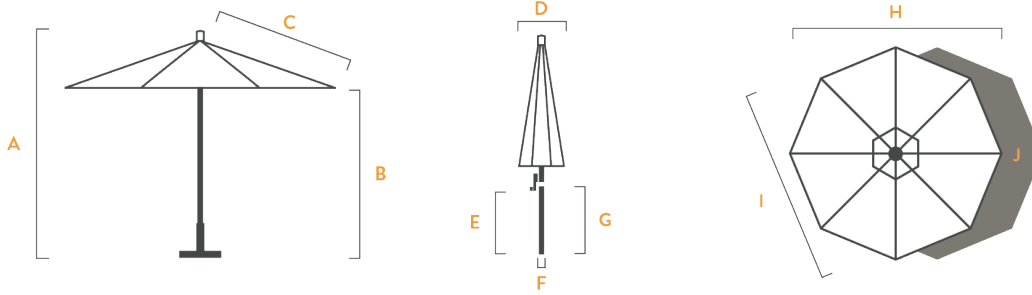




MAKE YOUR OWN



SCAN ME

SPECIFICATIONS



SHAPES			
MODEL NAME	ATAF908	ATAF758	
SIZES	9FT x 8 RIBS	7.5FT x 8 RIBS	
A (in/cm)	OVERALL HEIGHT	100 ¹³ / ₁₆ / 256	86 ⁵ / ₁₆ / 219
B (in/cm)	CANOPY CLEARANCE	84 ³ / ₄ / 215	76 / 193
C (in/cm)	RIB LENGTH	55 ¹ / ₈ / 140	45 ¹¹ / ₁₆ / 116
D (in/cm)	PARASOL WIDTH	7 ¹ / ₁₆ / 18	6 ¹¹ / ₁₆ / 17
E (in/cm)	TABLE CLEARANCE	40 ⁵ / ₁₆ / 102	36 ⁵ / ₁₆ / 92
F (in/cm)	POLE DIAMETER	1 ¹ / ₂ / 3.8	1 ¹ / ₂ / 3.8
G (in/cm)	BOTTOM POLE	40 / 102	36 / 91
H (in/cm)	CANOPY TIP TO TIP	103 ¹ / ₈ / 262	86 ¹ / ₄ / 219
I (in/cm)	CANOPY FLAT TO FLAT	95 ⁵ / ₁₆ / 242	79 ¹¹ / ₁₆ / 202
J (ft ² /m ²)	SHADE COVERAGE	52.22 / 4.85	36.53 / 3.39

Dimension Tolerances ± 2" / 5cm. Dimensions shown are rounded to the nearest inch/cm and correspond to indicated lift system. Options are subject to change without notice.

MSRP

(\$)	OLEFIN	330	300
(\$)	PACIFICA	370	340
(\$)	SUNBRELLA 1A	540	460
(\$)	SUNBRELLA 2A	570	490
(\$)	SUNBRELLA AWNING	N/A	N/A