

SUN MASTER
GSCUF

SUN MASTER

SERIES

A Contemporary Classic

Inspired by the golden hues that define California's sunsets, the Golden State Series Patio Umbrella reflects the essence of the Golden State's evening skies. As the sun dips low, casting warm, soft light across the landscape, this umbrella lets you savor those final rays. Designed to bring the beauty and ease of California's sunsets to your space, the Golden State Series offers shade with effortless elegance.

Equipped with a revolutionary collar tilt, this umbrella allows continuous shade adjustment, making it simple to follow the sun as it sets. The easy crank lift and durable aluminum frame ensure long-lasting performance, perfect for leisurely evenings outdoors. Whether you're creating a backyard retreat or a cozy patio space, the Golden State Series lets you enjoy the warmth and glow of California's golden hours.

Wherever your outdoor journey takes you, bring a touch of California's sunset sky with the Golden State Series.



Aluminum Center Post



Crank Lift



Collar Tilt




Fiberglass Ribs

CALIFORNIA
UMBRELLA

SUN MASTER

GSCUF

FEATURES



Aluminum Center Post

Crafted from high-quality, lightweight aluminum, the Sun Master Series ensures long-lasting durability and performance.



Easy Crank Lift

Effortlessly open and close your umbrella with our user-friendly crank lift system, designed for smooth operation and convenience.



Revolutionary Collar Tilt

Our collar tilt design has set the industry standard, offering seamless, effortless operation that continues to be the benchmark for superior shade control.



Flexible Fiberglass Ribs

Fiberglass ribs provide enhanced wind resistance and structural integrity, maintaining the umbrella's shape and stability even in strong winds.


FRAME FINISHES




Bronze



Matted White



Stone Black



Hammertone Gray

FABRIC OPTIONS



CANOPY CUSTOMIZATION

Cut Style



SWV



Edge



DWV



Alternating



Twist

Valance




No Valance



Standard

Size options may limit certain features. Online listings might not reflect all supported options; for special requests, email sales@marchproducts.com



CONFIGURATION

MODEL NAME

GSCUF118117-5404

FRAME FINISH

Bronze

CANOPY STYLE

Single Wind Vent

PRIMARY FABRIC

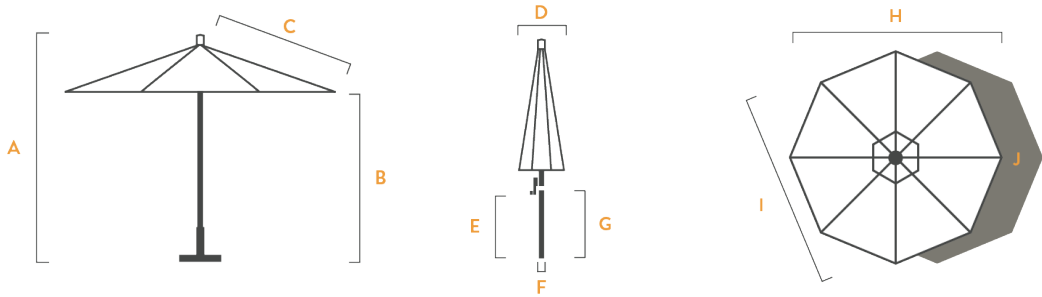
Sunbrella 5404 Natural




MAKE YOUR OWN



SCAN ME

SPECIFICATIONS



SHAPES				
MODEL NAME	GSCUF118	GSCUF908	GSCUF758	
SIZES	11FT x 8 RIBS	9FT x 8 RIBS	7.5FT x 8 RIBS	
A _(in/cm)	OVERALL HEIGHT	109 ³ / ₈ / 278	101 / 257	96 ⁷ / ₁₆ / 245
B _(in/cm)	CANOPY CLEARANCE	88 ⁹ / ₁₆ / 225	78 ³ / ₈ / 199	77 ¹ / ₂ / 197
C _(in/cm)	RIB LENGTH	65 ¹⁵ / ₁₆ / 167.5	53 ¹ / ₈ / 140	43 ¹ / ₂ / 110.0
D _(in/cm)	PARASOL WIDTH	7 ⁷ / ₈ / 21	7 ¹¹ / ₁₆ / 20	7 ¹ / ₄ / 19
E _(in/cm)	TABLE CLEARANCE	33 ⁷ / ₁₆ / 85	33 ⁷ / ₁₆ / 85	33 ⁷ / ₁₆ / 85
F _(in/cm)	POLE DIAMETER	1 ¹ / ₂ / 3.8	1 ¹ / ₂ / 3.8	1 ¹ / ₂ / 3.8
G _(in/cm)	BOTTOM POLE	32 / 82	32 / 82	32 / 82
H _(in/cm)	CANOPY TIP TO TIP	129 / 328	103 ¹⁵ / ₁₆ / 264	85 ⁷ / ₁₆ / 217
I _(in/cm)	CANOPY FLAT TO FLAT	118 ⁷ / ₈ / 303	95 ⁵ / ₈ / 243	78 ¹⁵ / ₁₆ / 201
J _(ft²/m²)	SHADE COVERAGE	81.73 / 7.59	53.05 / 4.93	35.74 / 3.33

Dimension Tolerances ± 2" / 5cm. Dimensions shown are rounded to the nearest inch/cm and correspond to indicated lift system. Options are subject to change without notice.

PRICING

(\$)	OLEFIN	580	460	385
(\$)	PACIFICA	710	540	450
(\$)	SUNBRELLA 1A	900	740	650
(\$)	SUNBRELLA 2A	950	770	670
(\$)	SUNBRELLA AWNING	N/A	N/A	N/A