

PAGODA
SMPT

PAGODA

SERIES

Timeless Elegance, Iconic Design

The Pagoda Series Patio Umbrella is more than shade; it's the design that made our name. Inspired by graceful lines of pagoda architecture, this commercial-grade patio umbrella is a statement piece bringing classic sophistication to any outdoor space. With distinctive alternating color panels and pagoda cut, the Pagoda Series offers a timeless, eye-catching look, ideal for commercial and residential use.

Crafted with lightweight, durable materials, the Pagoda Series stands strong in sunny and breezy conditions, ideal for high-traffic commercial areas like restaurants and resorts, as well as residential backyards. The sturdy aluminum pole offers reliable stability, while flexible fiberglass ribs allow the canopy to bend with wind. The push-stop pin mechanism and crank lift ensure effortless operation.

Whether creating a vintage-inspired retreat at home or shade for a busy venue, the Pagoda Series blends heritage, style, and performance, transforming any space into an elegant sanctuary.



Aluminum Center Post



Unique Pagoda Cut



Push Lift




Fiberglass Ribs

**CALIFORNIA
UMBRELLA**

PAGODA

SMPT

FEATURES



Aluminum Center Post

With 2mm pole wall thickness, offers exceptional strength, stability, and durability for daily commercial use.




Simple Push Lift

Our push lift mechanism is secure, simple, and makes opening and closing effortless. Crank and tilt mechanisms are omitted to ensure optimal performance.



Timeless Elegance

Featuring an elegant design, this Pagoda Series umbrella adds timeless sophistication to any outdoor space. Its distinctive look makes it a stylish focal point.



Reliable Aluminum Ribs

The canopy, supported by half-inch thick, high-density reinforced fiberglass ribs, enhances durability and performance to ensure stability in various weather conditions.

FRAME FINISHES



White



Silver Anodized



Black

FABRIC OPTIONS



CANOPY CUSTOMIZATION

Cut Style



Solid



Alternating



Tri-Tone

Valance



Standard

Embellishments



Binding



Fringe




Pom-Pom



Tassel

Size options may limit certain features. Online listings might not reflect all supported options; for special requests, email sales@marchproducts.com



CONFIGURATION

MODEL NAME

SMPT852174PD-5404-5408-AL-
BND503016

FRAME FINISH

Bronze

CANOPY STYLE

Single Wind Vent

PRIMARY FABRIC

Sunbrella 5404 Natural

ACCENT FABRIC

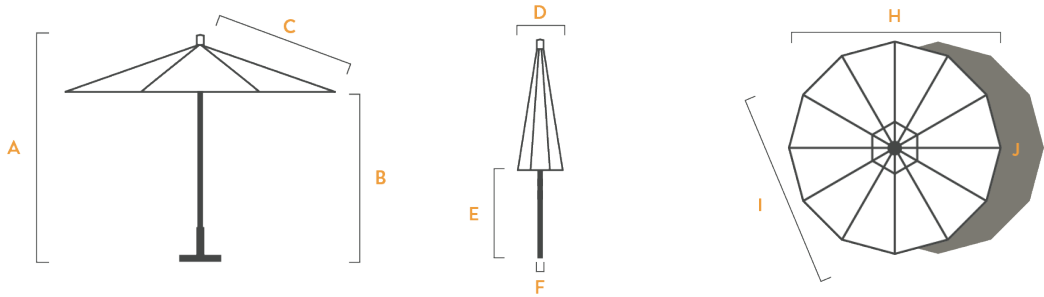
Sunbrella 5408 Black



MAKE YOUR OWN



SCAN ME

SPECIFICATIONS



SHAPES			
MODEL NAME	SMPT852PD	SMPT852CLAS	
SIZES	8.5FT x 12 RIBS (24-Pannel)	8.5FT x 12 RIBS (12-Pannel)	
A _(in/cm)	OVERALL HEIGHT	105 ⅛ / 267	105 ⅛ / 267
B _(in/cm)	CANOPY CLEARANCE	73 ⅝ / 187	73 ⅝ / 187
C _(in/cm)	RIB LENGTH	47 ¼ / 120	47 ¼ / 120
D _(in/cm)	PARASOL WIDTH	6 ⅞ / 17	6 ⅞ / 17
E _(in/cm)	TABLE CLEARANCE	37 ⅞ / 96	37 ⅞ / 96
F _(in/cm)	POLE DIAMETER	1 ½ / 3.8	1 ½ / 3.8
G _(in/cm)	BOTTOM POLE	36 / 92	36 / 92
H _(in/cm)	CANOPY TIP TO TIP	90 ⅞ / 230	90 ⅞ / 230
I _(in/cm)	CANOPY FLAT TO FLAT	87 ⅞ / 223	87 ⅞ / 223
J _(ft²/m²)	SHADE COVERAGE	40.27 / 3.74	40.27 / 3.74

Dimension Tolerances ± 2" / 5cm. Dimensions shown are rounded to the nearest inch/cm and correspond to indicated lift system. Options are subject to change without notice.

PRICING

(\$)	OLEFIN	N/A	N/A
(\$)	PACIFICA	750	750
(\$)	SUNBRELLA 1A	900	900
(\$)	SUNBRELLA 2A	950	950
(\$)	SUNBRELLA AWNING	1180	1180