

CALI  
CALI

## CALI SERIES

More than a name

The Cali Series Round Patio Umbrella embodies California's spirit of diversity and innovation, where landscapes range from golden beaches to snow-covered peaks. Reflecting this ethos of endless possibilities, the Cali Series offers groundbreaking design with expansive coverage that redefines what an outdoor umbrella can be.

With its cantilevered framework, the Cali Series eliminates the need for a central mast, opening your outdoor space to limitless possibilities. Its 360-degree rotation and side tilt provide adaptable shade, perfect for poolside relaxation or outdoor entertainment. The large, round canopy creates an elegant, seamless look while offering unmatched coverage for any outdoor space.

More than just an umbrella, the Cali Series symbolizes California's culture of innovation and innovation.



**Aluminum Center Post**



**Crank Lift**



**Dynamic Side Tilt**



**360° Rotation**

CALIFORNIA  
UMBRELLA



CALI  
CALI

## FEATURES



### Durable Aluminum Center Pole

Sturdy and lightweight aluminum pole and ribs provide long lasting durability while adding a sleek, modern look to your outdoor space.



### Easy Crank Lift

Effortlessly open and close your umbrella with our user-friendly crank lift system, designed for smooth operation and convenience.



### Dynamic Side tilt

Seamlessly control the angle of your umbrella with the side tilt, delivering perfect shade from morning to evening.



### 360° Rotation

Ultimate flexibility means full coverage and full comfort: 360° rotation allows you to enjoy shade exactly where you need it, all day long.

## FRAME FINISHES



Bronze

## FABRIC OPTIONS



## CANOPY CUSTOMIZATION

### Cut Style



DWV

### Valance



No Valance

Size options may limit certain features. Online listings might not reflect all supported options; for special requests, email [sales@marchproducts.com](mailto:sales@marchproducts.com)



## CONFIGURATION

### MODEL NAME

CALI118A117-5404-DWV

### FRAME FINISH

Bronze

### CANOPY STYLE

Double Wind Vent

### PRIMARY FABRIC

Sunbrella 5404 Natural

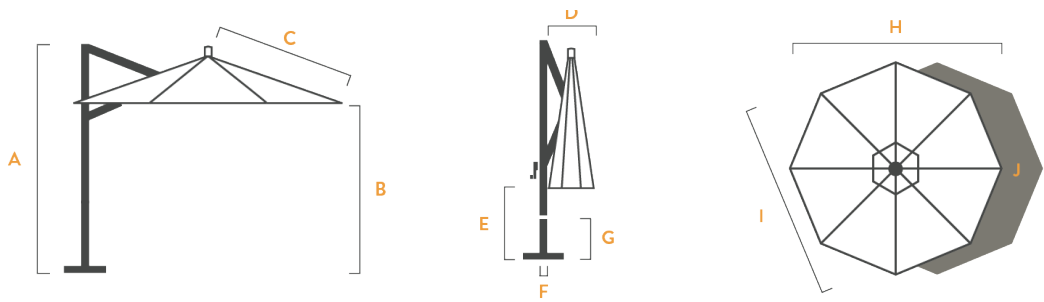




### MAKE YOUR OWN



SCAN ME

# SPECIFICATIONS



SHAPES		
MODEL NAME	CALI118A	CALI85858A
SIZES	11FT x 8 RIBS	9FT x 8 RIBS
A <sub>(in/cm)</sub>	OVERALL HEIGHT	105 ½ / 268      94 ½ / 240
B <sub>(in/cm)</sub>	CANOPY CLEARANCE	86 ⅝ / 220      82 ⅝ / 209
C <sub>(in/cm)</sub>	RIB LENGTH	65 ⅞ / 168      71 ⅝ / 182
D <sub>(in/cm)</sub>	PARASOL WIDTH	18 ⅞ / 48      18 ½ / 47
E <sub>(in/cm)</sub>	TABLE CLEARANCE	N/A      N/A
F <sub>(in/cm)</sub>	POLE DIAMETER	3 ⅞ / 8      3 ⅞ / 8
G <sub>(in/cm)</sub>	BOTTOM POLE	24 ⅞ / 63      19 ⅞ / 50
H <sub>(in/cm)</sub>	CANOPY TIP TO TIP	129 ⅞ / 330      129 ⅞ / 330
I <sub>(in/cm)</sub>	CANOPY FLAT TO FLAT	120 / 305      101 ⅞ / 258
J <sub>(ft²/m²)</sub>	SHADE COVERAGE	82.38 / 7.65      52.65 / 4.89

Dimension Tolerances ± 2" / 5cm. Dimensions shown are rounded to the nearest inch/cm and correspond to indicated lift system. Options are subject to change without notice.

# PRICING

(\$)	OLEFIN	N/A	N/A
(\$)	PACIFICA	N/A	N/A
(\$)	SUNBRELLA 1A	1250	1250
(\$)	SUNBRELLA 2A	1440	1440
(\$)	SUNBRELLA AWNING	N/A	N/A